

**THIRD FLOOR FRAMING PLAN**  
SCALE: 1/4" = 1'-0"


DRAWINGS HAVE BEEN MODIFIED FOR ADDENDUM B

- NOTES:  
A. CONTRACTOR TO FIELD VERIFY EXISTING CONDITIONS IN FIELD PRIOR TO CONSTRUCTION.
- CODED NOTES:  
1. DEMOLISH AND REMOVE TOP SIX (6) COURSES OF DAMAGED MASONRY AT HATCHED AREAS. REPLACE MASONRY IN KIND UP TO SILL PLATE LEVEL. REPLACE P.T. WOOD HOLDOWN AND SOLE PLATE LIKE IN KIND.  
2. REPLACE ALL WALL/ROOF FRAMING MEMBERS AND VERTICAL SHEETING/FRAMING DAMAGED IN THIS AREA LIKE IN KIND.  
3. REPLACE DAMAGED WOOD HEADER WITH PRECAST CONCRETE LINTEL AND STONE HEADER LIKE IN KIND ON 2ND FLOOR WINDOWS.  
4. REPLACE DAMAGE STONE SILL LIKE IN KIND.  
5. UNDAIMAGED, UNCHARRED FLOOR JOISTS IN THIS AREA TO REMAIN, CONTRACTOR TO FIELD VERIFY EXISTING CONDITIONS.



Rev.	Description	By	Date
B	ISSUED FOR ADDENDUM	ESS	11/30/21
A	ISSUED FOR PERMITS/CONSTRUCTION	ESS	11/12/21

**Drawing Description**  
CITY OF RAVENSWOOD  
212 MULBERRY STREET RAVENSWOOD, WV  
MCINTOSH HOUSE RENOVATION  
FLOOR FRAMING PLAN

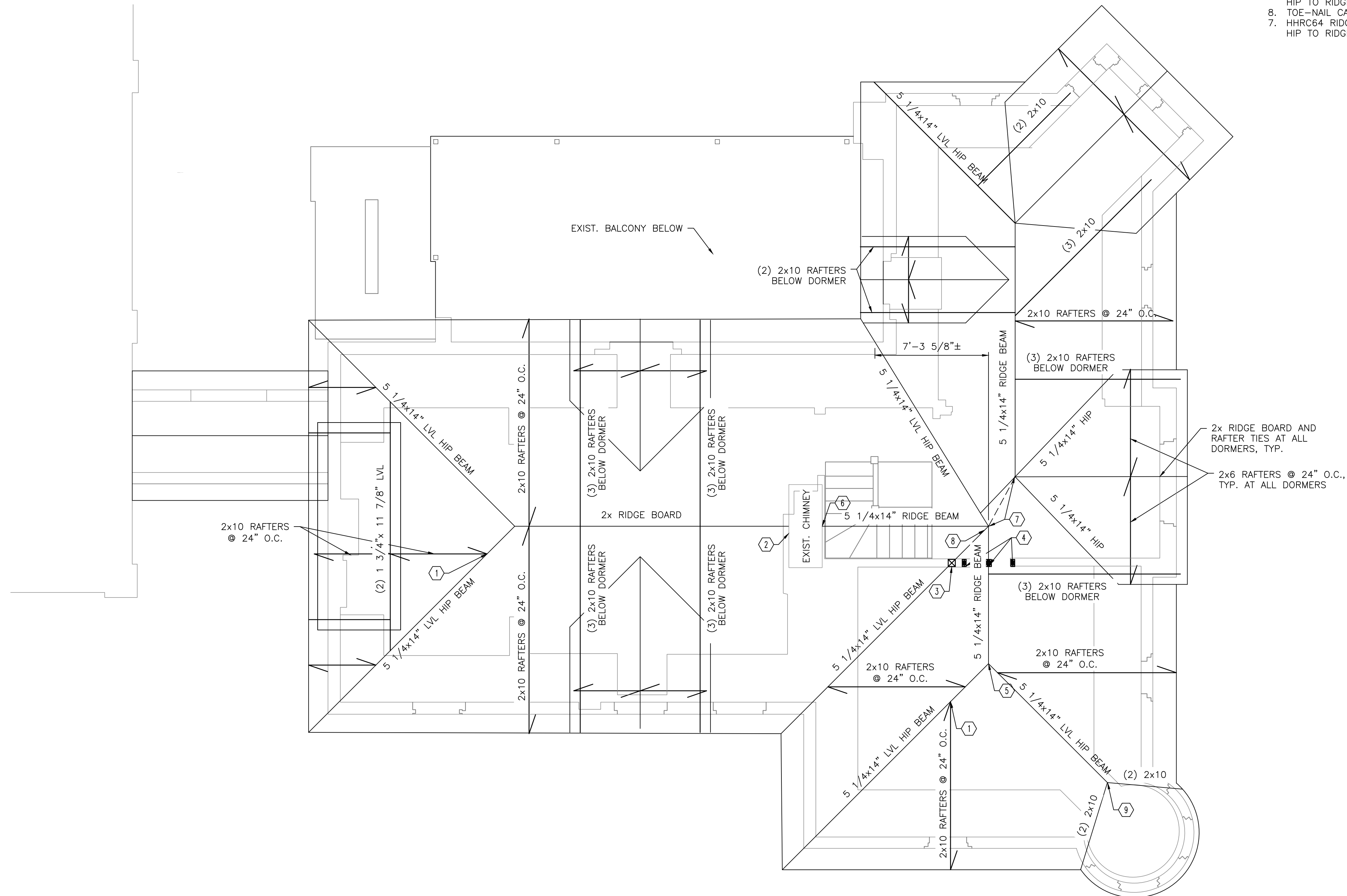


Project:	2211052
Designed By:	STC
Drawn By:	STC
Checked By:	ESS
Scale:	AS NOTED
Plot Date:	11/30/21
Revision:	B

Drawing Number:  
**S111**

- NOTES:
- CONTRACTOR TO FIELD VERIFY EXISTING CONDITIONS IN FIELD PRIOR TO CONSTRUCTION.
  - ALL DAMAGED OR CHARRED WOOD MEMBERS IN ROOF OR FLOOR FRAMING SHALL BE DEMOLISHED AND REMOVED, CONTRACTOR TO FIELD VERIFY ALL EXISTING CONDITIONS.
  - PROVIDE RAFTER TIES AND CONNECTORS PER A/S500 AT ALL RAFTERS AND BUILT UP MEMBERS FRAMING INTO RIDGE BOARD, TYP.
  - FASTEN ALL SLOPED/SKEWED MEMBERS TO HIP BEAMS WITH SLOPABLE/SKEWABLE JOIST HANGERS, TYP.

- CODED NOTES:
- FASTEN RAFTERS TO HIP BEAMS WITH LSSR210 SLOPEABLE/SKEWABLE RAFTER HANGERS, TYP.
  - REPOINT MASONRY AROUND EXISTING CHIMNEY WHERE DAMAGED DURING FIRE.
  - 6x6 COLUMN BELOW HIP BEAM BEARING, PROVIDE COLUMN IN WALL BELOW TO FOUNDATION.
  - (2) 2x6 COLUMN BELOW HIP BEAM BEARING DOWN TO HEADER, PROVIDE (3) 2x10 HEADER AND (2) 2x6 JACK STUDS EACH SIDE, PROVIDE (2) 2x6 COLUMNS BELOW DOWN TO FOUNDATION.
  - HHR66 HIP TO RIDGE CONNECTOR BY SIMPSON STRONG-TIE, TYP.
  - POCKET BEAM IN CHIMNEY WITH 4" MIN. BEARING, PROVIDE MOISTURE PROTECTION AT BEARING.
  - HHR66 RIDGE FACE MOUNT HANGER BY SIMPSON STRONG-TIE FOR HIP TO RIDGE CONNECTION.
  - TOE-NAIL CANTILEVER END OF HIP BEAM AT CONNECTION.
  - HHR64 RIDGE FACE MOUNT HANGER BY SIMPSON STRONG-TIE FOR HIP TO RIDGE CONNECTION.




**ROOF FRAMING PLAN**  
 SCALE: 1/4" = 1'-0"

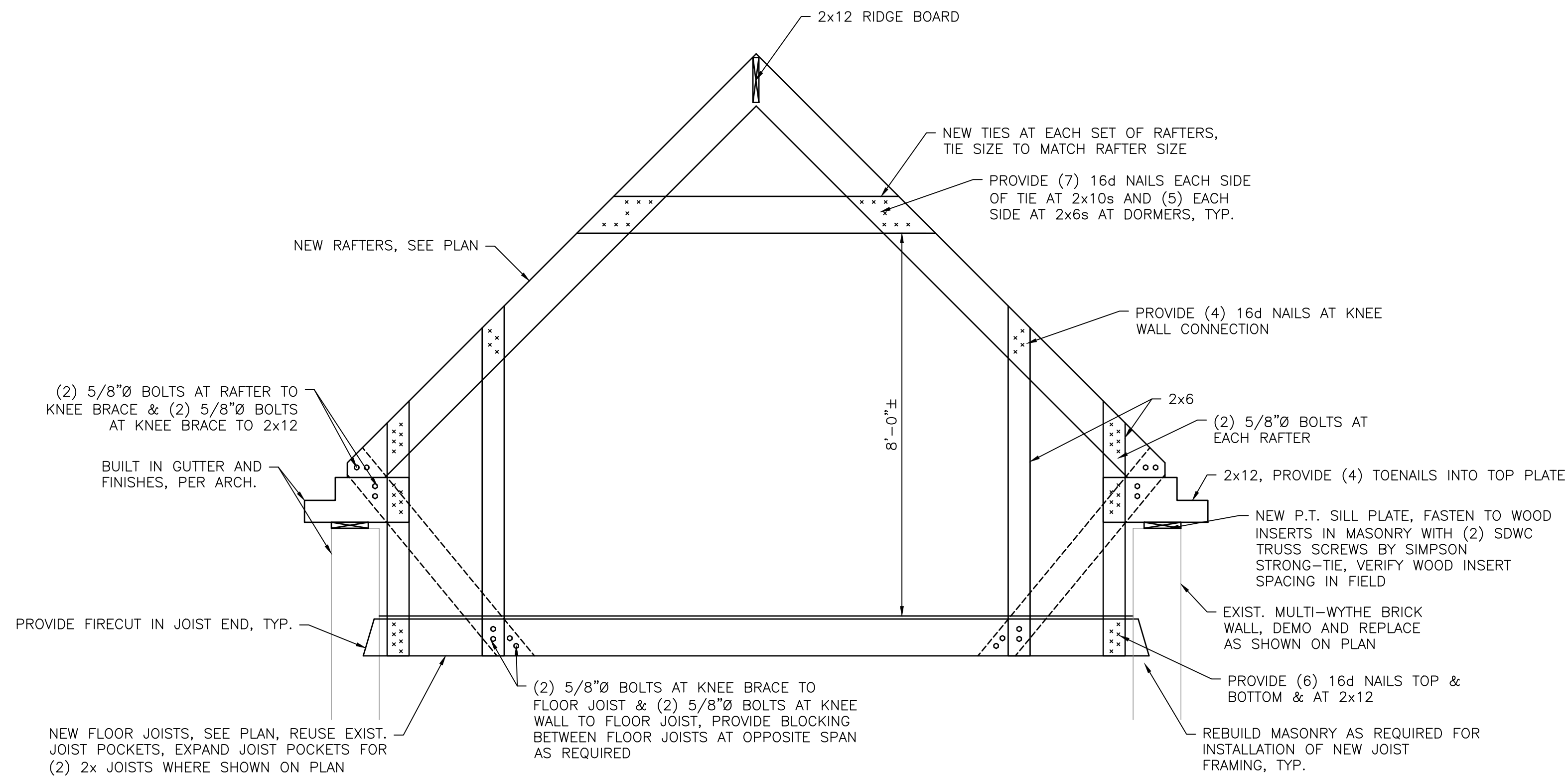
DRAWINGS HAVE BEEN MODIFIED FOR ADDENDUM B

Rev.	By	Date	Description
B	ESS	11/30/21	ISSUED FOR ADDENDUM
A	ESS	11/12/21	ISSUED FOR PERMITS/CONSTRUCTION

**Drawing Description**  
 CITY OF RAVENSWOOD  
 212 MULBERRY STREET RAVENSWOOD, WV  
 MCINTOSH HOUSE RENOVATION  
 ROOF FRAMING PLAN



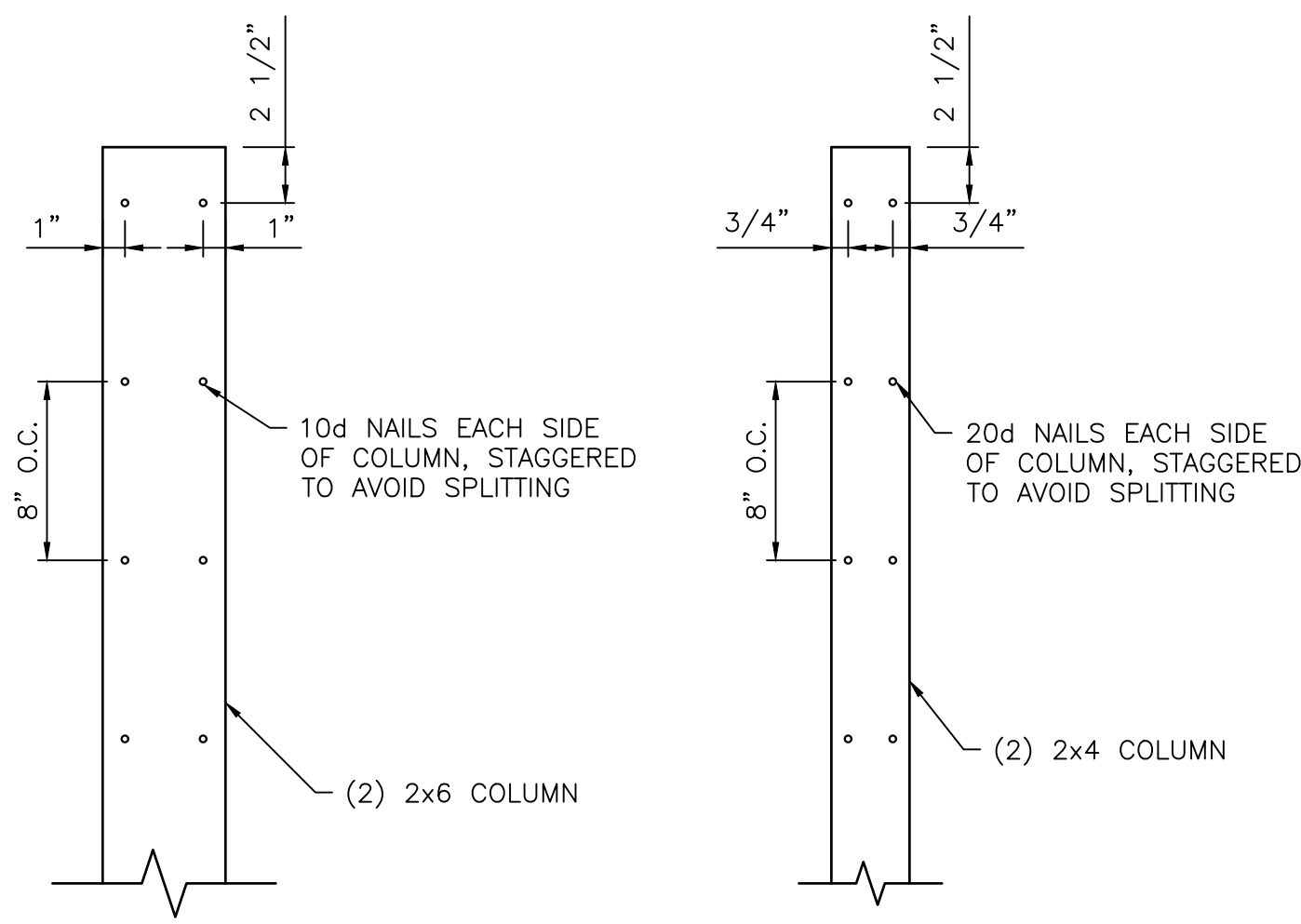
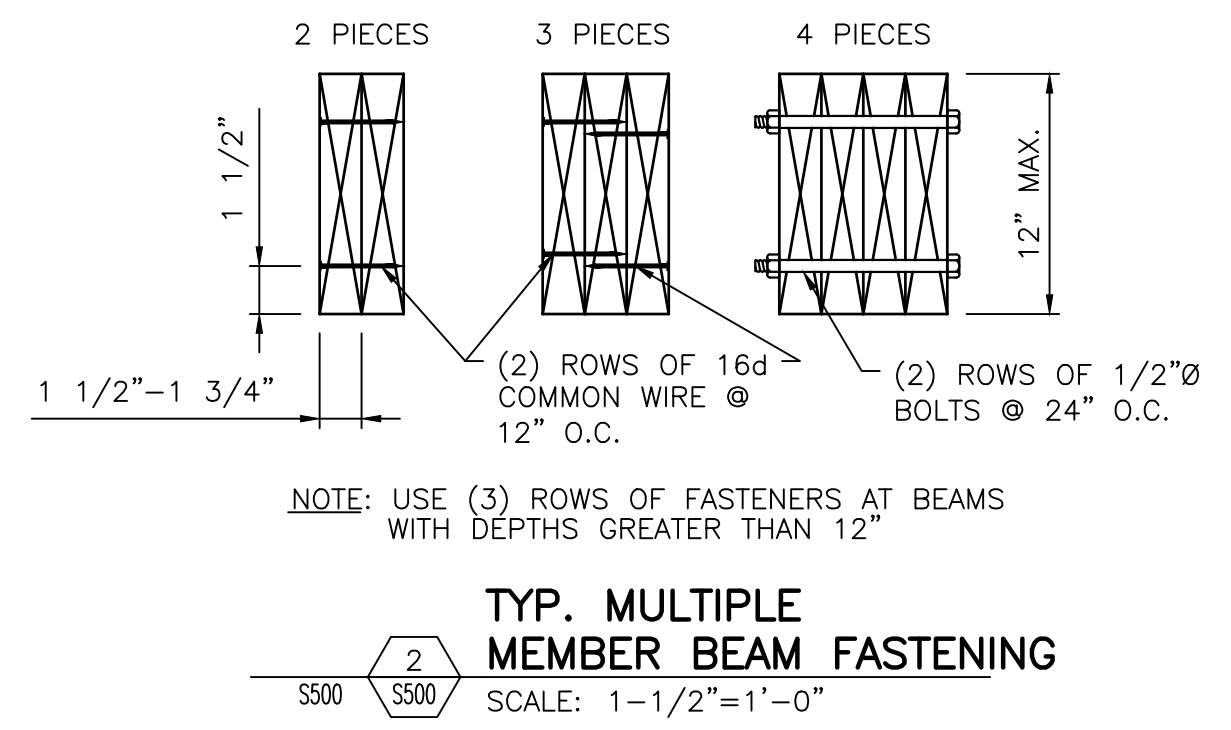
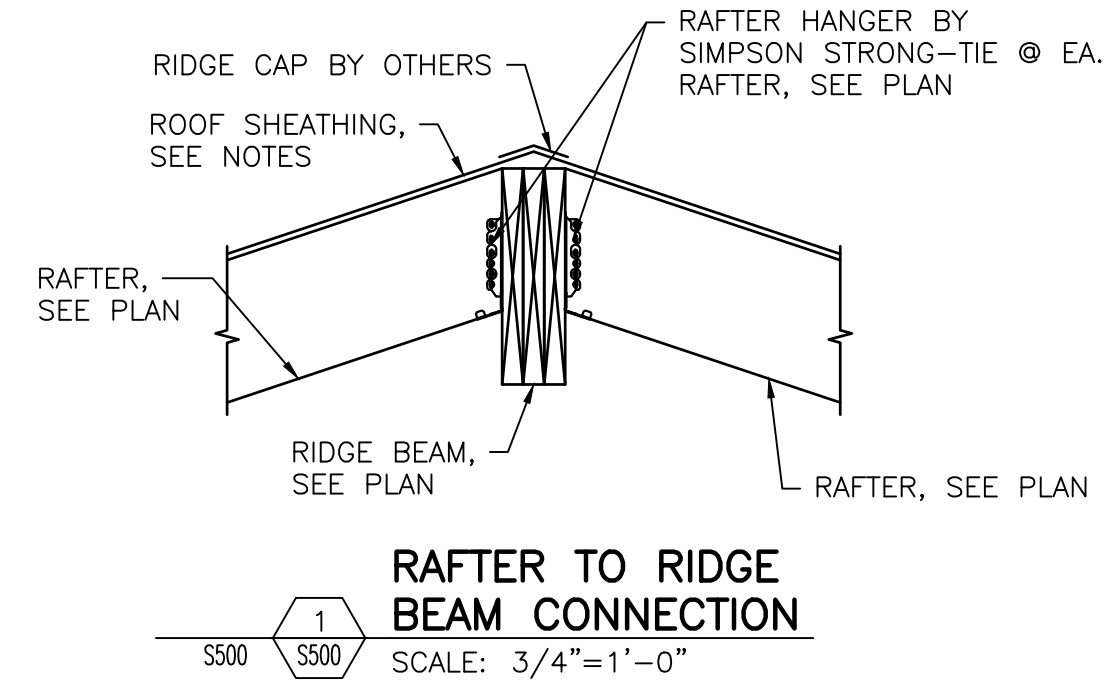
Project:	2211052
Designed By:	STC
Drawn By:	STC
Checked By:	ESS
Scale:	AS NOTED
Plot Date:	11/30/21
Revision:	B
Drawing Number:	S112



NOTE: TYPICAL 16d NAIL SPACING SHALL BE 3/4" MINIMUM ON CENTER WITH 1 1/4" MINIMUM EDGE DISTANCE.  
 TYPICAL 5/8" Ø BOLT SPACING SHALL BE 2 1/2" ON CENTER WITH 2 1/2" MINIMUM EDGE DISTANCE.

**TYP. ROOF SECTION**  
 S112 SCALE: 1/2" = 1'-0"

DRAWINGS HAVE BEEN MODIFIED FOR ADDENDUM




**TYP. BUILT UP COLUMN FASTENING DET.**  
 S500 SCALE: 1-1/2"=1'-0"

NOTE: FOR (4) OR MORE LAMINATIONS BUILD UP (3) LAMINATIONS AS SHOWN ABOVE AND ADD ADDITIONAL LAMINATIONS W/ 16d NAILS IN THE SAME PATTERN

Date	By	Description
11/30/21	ESS	ISSUED FOR ADDENDUM
11/12/21	ESS	ISSUED FOR PERMITS/CONSTRUCTION
	A	Rev.

**Drawing Description**  
 CITY OF RAVENSWOOD  
 212 MULBERRY STREET RAVENSWOOD, WV  
 MCINTOSH HOUSE RENOVATION  
 STRUCTURAL SECTIONS & DETAILS



Project:	2211052
Designed By:	STC
Drawn By:	STC
Checked By:	ESS
Scale:	AS NOTED
Plot Date:	11/30/21
Revision:	B

Drawing Number:  
**S500**